

PARLIAMENTARY ELECTIONS AND VOTE BUYING

PHONE SURVEY

Simultaneous to the Project entitled “Monitoring of the Party Campaign Finances during the Parliamentary Elections 2003”, the CRD/TI Armenia staff conducted a phone survey on voluntary bases, the aim of which was to find out people’s perception on vote buying, their attitude towards that phenomenon, and the type and “price” of the bribe for vote buying during the parliamentary elections.

The survey was conducted in almost all the communities of Yerevan city. The database of ArmenTel was used for the preparing the sample: every 10th of the telephone numbers was randomly selected from the telephone list. 650 citizens participated in the phone survey.

Respondents were asked the following questions:

1. *Did you participate in the parliamentary elections?*
2. *What did you pay attention to when choosing between the parties?*
3. *Were you or any of your relatives/friends suggested bribe for voting a certain party or a candidate?*
4. *Was the bribe suggested by a party representative or individual candidate?*

Below are the results of the phone survey.

Figure1. Did you participate in the Parliamentary elections?

58%-Á of the respondents mentioned “yes”, whereas 42% did not participate in the Parliamentary elections of 2003.

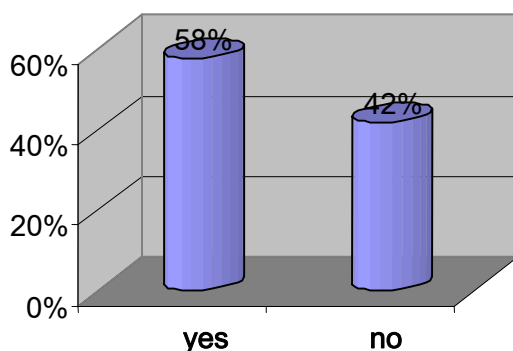
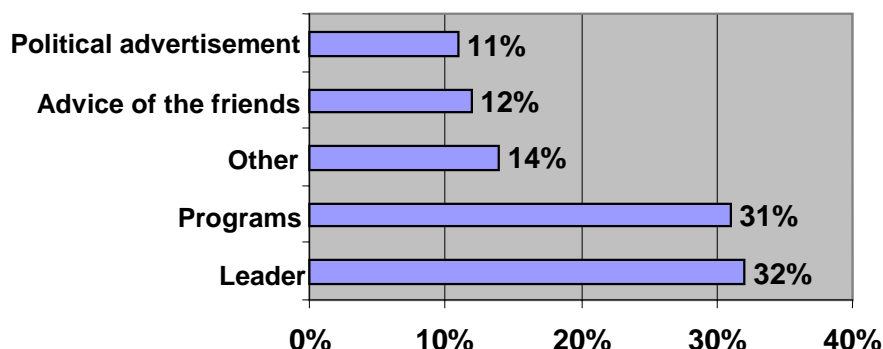


Figure 2. What did you pay attention to when choosing between the parties?



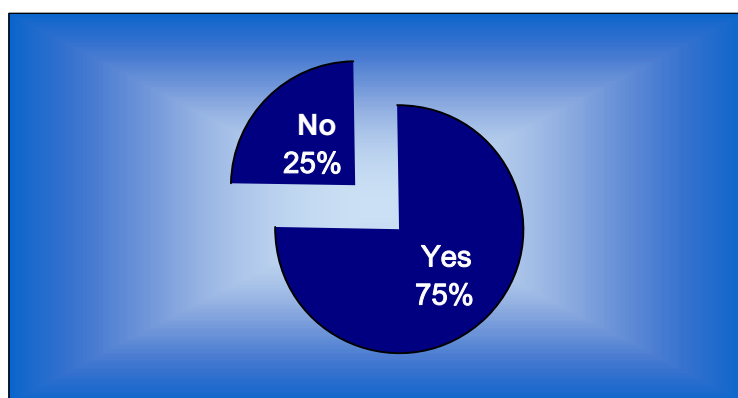
From the answers it becomes evident that the respondents were choosing a certain party based on the:

1. Leader - 32%
2. Party programs - 31% (or certain provisions in the program)
3. Advice of a friend/relative - 12%
4. Political advertisement of the party - 11%

14% gave other answers. This also includes people who voted against all the parties or were uncertain.

Figure 3. Were you or any of your relatives/friends suggested bribe for voting a certain party or a candidate?

75% of the respondents answered that bribe was offered to them or their relatives/friends, and 25% either said that they haven't heard about offering bribes for votes, or refused to answer.



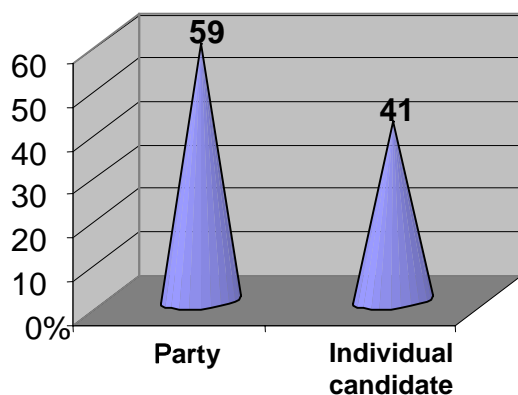
Some of the respondents even mentioned the type or amount of the offered bribes. According to the analysis, the offered bribes were of the following types:

- money – 52% (money offered varied from 600 to 10 000 drams, app. \$1 - \$18).
- goods – 26% (the goods offered were of different value as well: 1 pack of cigarettes,)
- services – 11% (the main services offered included: paying the utility fees, reconstruction of roads and the entrances of the buildings, baptizing, etc.)

11% of the respondents refused to specify the type of the bribes offered.

Figure 4. Was the bribe suggested by a party representative or individual candidate?

59% of the respondents answered that the bribes were offered by the parties, whereas 41% mentioned the individual candidates.



Certain participants mentioned the parties that offered bribes. The most repeated parties were the “Rule of Law Party”, “Republican Party” and “United Labor Party”.

At the end of the survey the respondents were asked to give their comments, if they have any. By analyzing the answers, it can be concluded that generally people lost their trust and belief towards fair election processes. The mistrust towards the state authorities is increasing. The phone-survey conducted by our organization somehow demonstrates the decline of moral values in the society, and the skeptic attitude towards the election processes on the whole. Below are some of the comments of the respondents:

- Every time we trust, and are mistaken
- We participated in the Presidential elections but the results were disappointing, so why should be participate in the Parliamentary elections
- I am satisfied with what I did, why should I tell you
- I regret that I participated in the elections, everything is a lie, the truth died and maybe will never wake up
- We are tired of elections as well as people like you
- I amount offered was ridiculous and I did not take