



TRANSPARENCY INTERNATIONAL
anti-corruption center

TELEPHONE SURVEY
ON 2012 PARLIAMENTARY ELECTIONS IN ARMENIA

YEREVAN 2012



This phone survey was made possible through support provided by the Open Society Institute-Budapest. Opinions expressed herein are those of the authors and do not necessarily reflect the views of the Open Society Institute-Budapest.

© Transparency International Anti-corruption Center
6 Aygestan 9th Street
Yerevan 0025, Armenia
Phones: +374 10 569910, 553069
Fax: +374 10 571399
Email: info@transparency.am
www.transparency.am

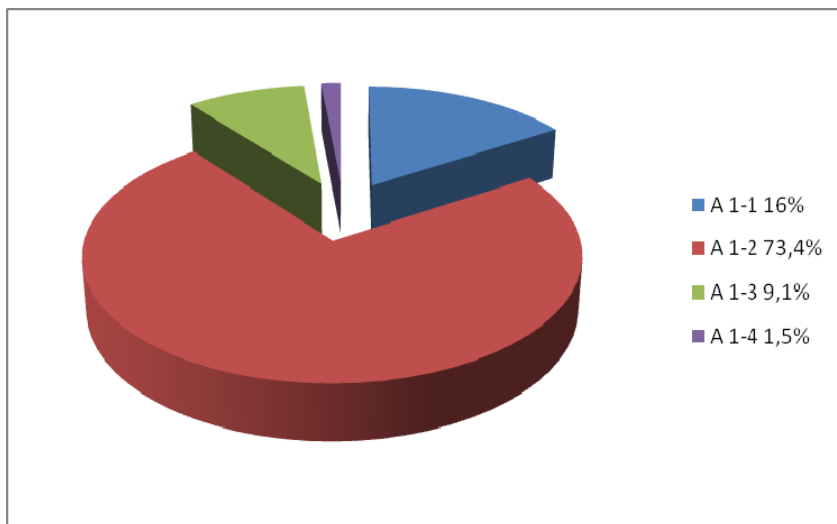
TELEPHONE SURVEY
On 2012 parliamentary elections

The survey was conducted between May 16 and 19 among 800 residents of Yerevan, 120 of Gyumri and 80 of Vanadzor. Twenty to twenty-five telephone numbers were selected at random from automatic telephone exchanges starting with 20, 30, 40, 50, 60 and 70 in Yerevan; 3, 4 and 5 in Gyumri and 2, 4, 5 and 6 in Vanadzor. Each successive telephone number was divided from the previous one by 100 -150 numbers starting from the last digit of 6-digit telephone number in Yerevan, and 5-digit in Gyumri and Vanadzor. Besides 1,000 telephone subscribers, 135 (including 16 in Gyumri, 10 in Vanadzor) refused to answer the survey questions. Below are the results of the questionnaire in figures and tables.

Note: Only those respondents have answered questions 3, 4 and 5 who answered “yes” to either or both of questions 1 and 2. As the interviewees were allowed to give more than one answer to questions 3, 4 and 5, the total sum of all answers to these questions may differ from the sum of those who answered “yes” to questions 1 and 2. Likewise, only those have answered question 7 who answered “yes” to question 6.

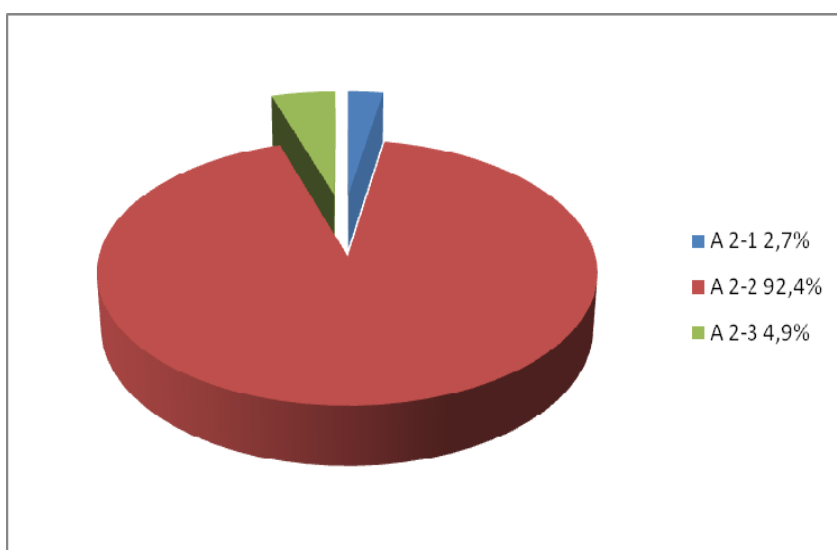
Question 1. Were your acquaintances/friends/relatives/neighbors given money or any items in kind, (e.g. cellular phones, jam, etc.) during the these parliamentary elections to vote for a certain candidate or political party?

1. Yes
2. No
3. Refuse to answer
4. Difficult to answer



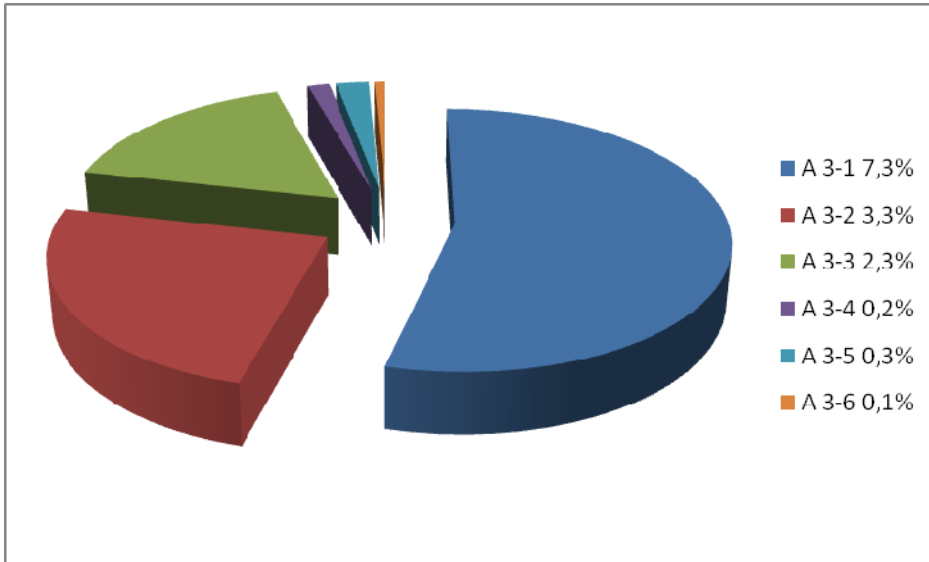
Question 2. Were you given?

1. Yes
2. No
3. Refuse to answer



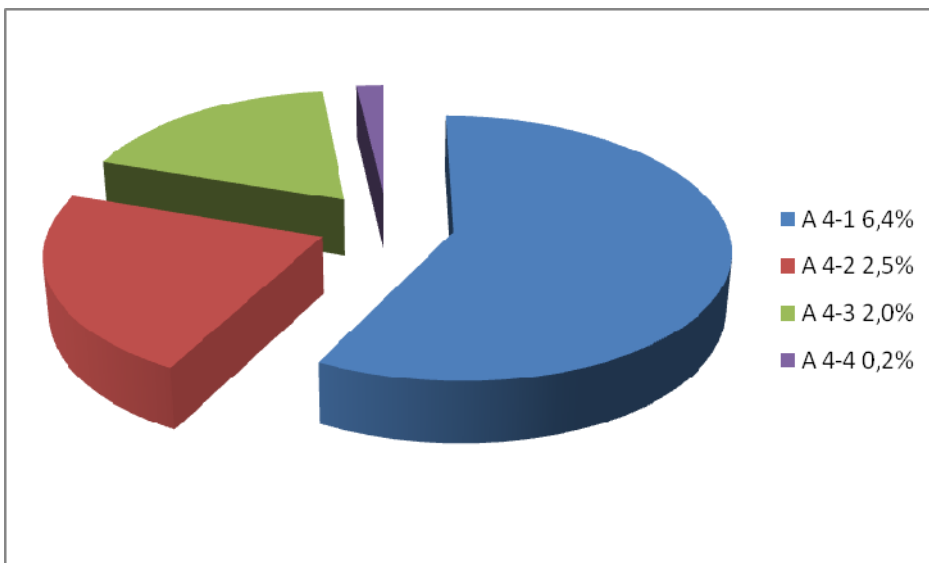
Question 3. Who offered?

1. Republican Party of Armenia
2. Prosperous Armenia Party
3. Rule of Law Party
4. Armenian Revolutionary Federation-Dashnaktsutyun
5. Local building-utilities administrator office /Condominium/
6. All



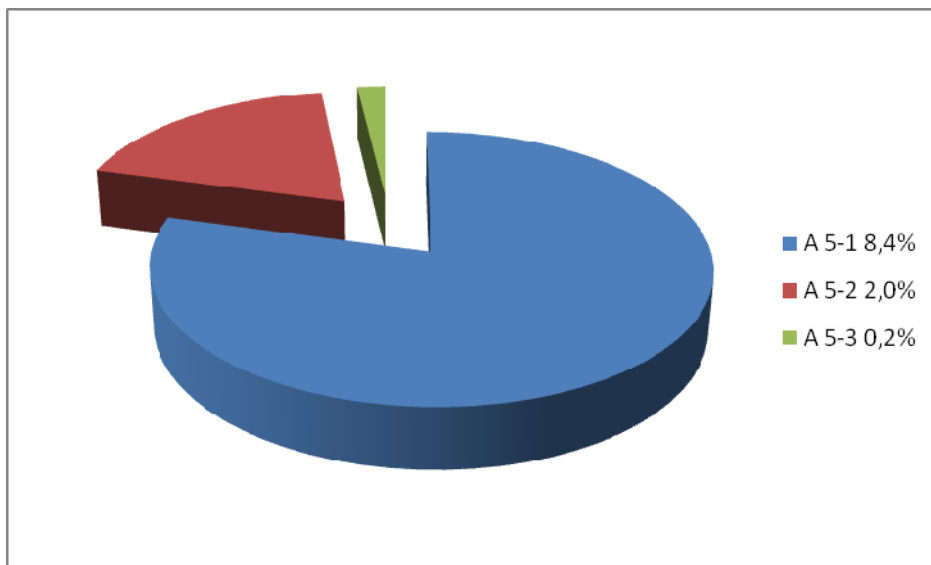
Question 4. Who were you/they offered to vote for?

1. Republican Party of Armenia
2. Prosperous Armenia Party
3. Rule of Law Party
4. Armenian Revolutionary Federation-Dashnaktsutyun



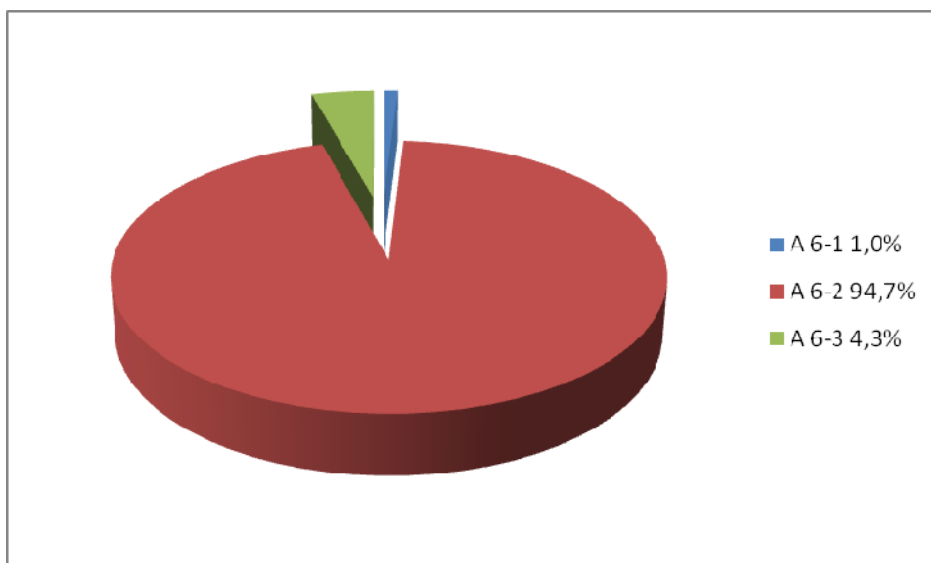
Question 5. What did they offer?

1. Money
2. Goods
3. Services (utility payments, job provision, etc.)



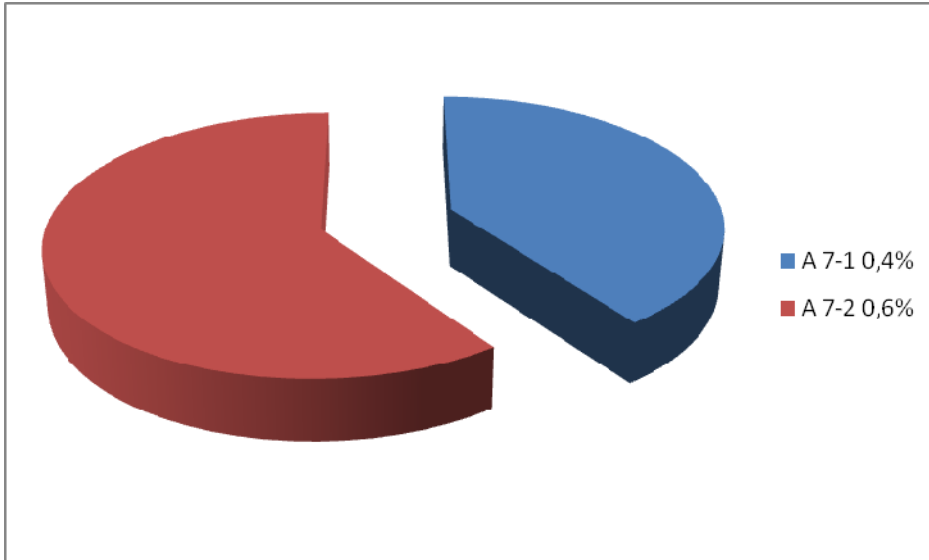
Question 6. Were other people registered in your address?

1. Yes
2. No
3. Refuse to answer



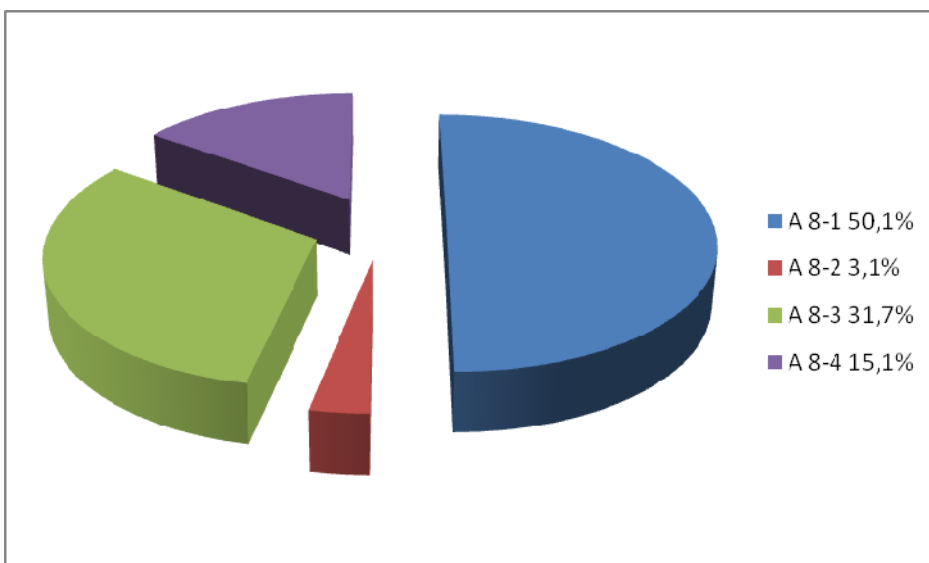
Question 7. Do you know the people who were registered in your address?

1. Yes
2. No



Question 8. What kind of elections were these elections in your opinion?

1. Fair (versions - open, transparent, clean, normal, satisfactory, etc.)
2. Average (versions - smooth, peaceful, quiet, etc.)
3. Unfair (versions - bad, influenced through bribery, illegal, as usual /in a negative sense/, rigged etc.)
4. Difficult to answer (versions – Refuse to answer)



Question 9. Your Education

1	Secondary	24,5%
2	Vocational	20,9%
3	Higher	52,1%
4	Scientific degree holder	2,5%

Question 10. Your occupation

1	Employee of state-funded institution (teacher, doctor, lecturer, etc.)	14%
2	State or communal (municipal) servant	4,3%
3	Businessman	2,0%
4	Private sector employee	14,3%
5	Public sector (NGO, foundation, etc.) employee	0,8%
6	University student	7,6%
7	Pensioner/ Welfare recipient	16%
8	Unemployed	10,6%
9	Housewife	30,1%
10	High school student	0,3%

Question 11. Your age

1	Under 20	6,9%
2	21- 40 years old	33,4%
3	41 - 60 years old	38,5%
4	Over 61	21,2%

Question 12. You gender

1	Male	21,7%
2	Female	78,3%