



TRANSPARENCY INTERNATIONAL
anti-corruption center

TELEPHONE SURVEY
ON YEREVAN CITY COUNCIL ELECTIONS

YEREVAN 2009

OVERVIEW OF THE SURVEY FINDINGS

This is a citywide telephone survey on Yerevan City Council Elections, conducted by Transparency International Anti-corruption Center from June 5 through 7, 2009. The target sample is 672 interviews with 2 questions asked.

The interviewers made calls to telephone numbers of 34 automatic telephone exchanges in Yerevan. Mainly 20 calls were made to each telephone exchange number. A randomly generated initial phone number was selected for each automatic telephone exchange and the sample was completed via (...-10-10) of a 6-digit phone number. For instance, if a randomly selected initial phone number was “22-02-13,” it was then followed by the next number in the mentioned sequence, thus number “22-12-23,” then “22-22-33,” “22-32-43,” etc.

Based on its results, the following replies were added to the pre-designed questionnaire during the survey: 2.6 Off-the-point reply; 2.7 Falsified, predetermined elections; 2.8 Principally or not principally apolitical

The respondents were of the following age groups: 1. 18-35 years old; 2. 36-50 years old; 3. 51-65 years old; 4. 66 years old and above

The respondents’ occupations were grouped into: 1. Student; 2. Housewife; 3. Unemployed; 4. Pensioner; 5. Small and medium entrepreneur, low level manager; 6. Office employee, not high ranking official; 7. Specialist (educator, musician, doctor, etc.); 8. Blue collar employee (guard, worker, etc.); 9. Military (mentioned only 4 times and therefore is not covered in Figure 5)

The respondents’ replies are presented below in charts.

Figure 1. Did you participate in Yerevan City Council elections?

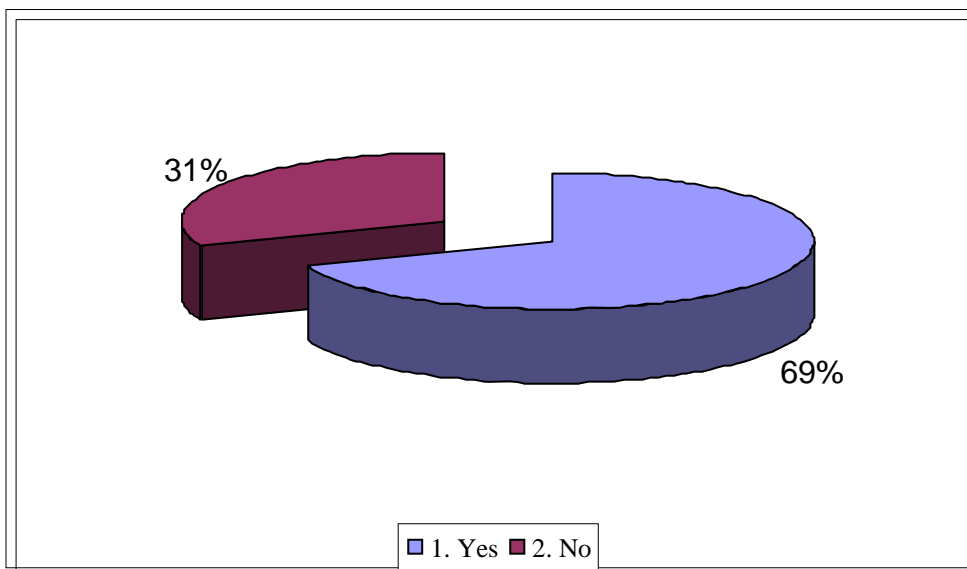


Figure 2. In your opinion, what has the election outcomes been determined by?

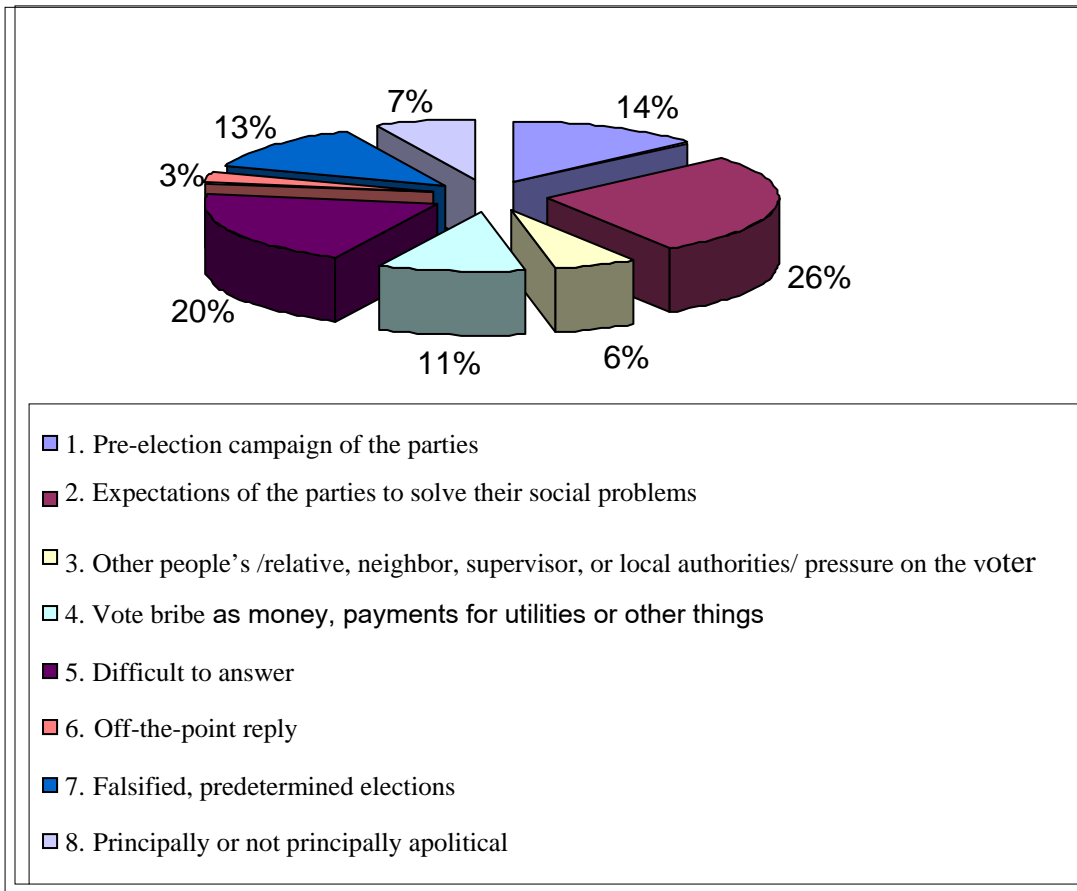


Figure 3. Gender of the respondent

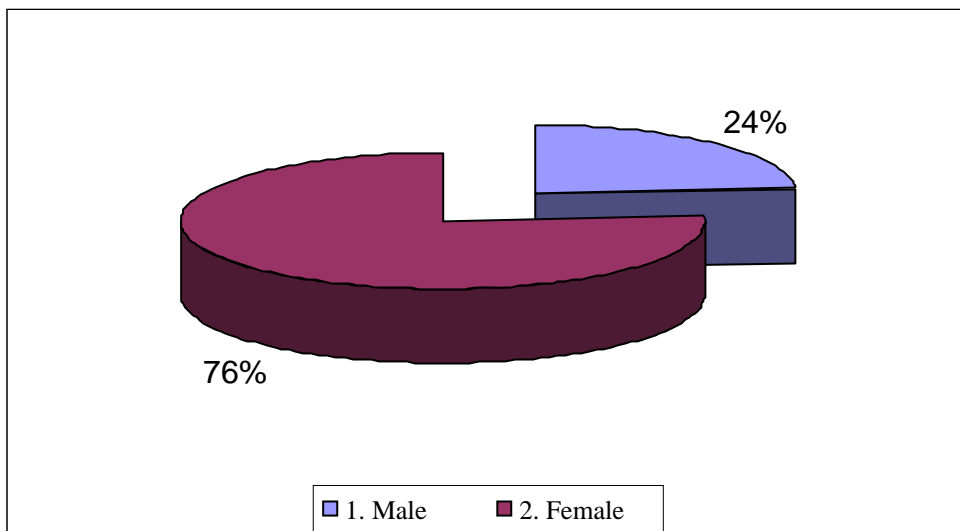


Figure 4. Age of the respondents

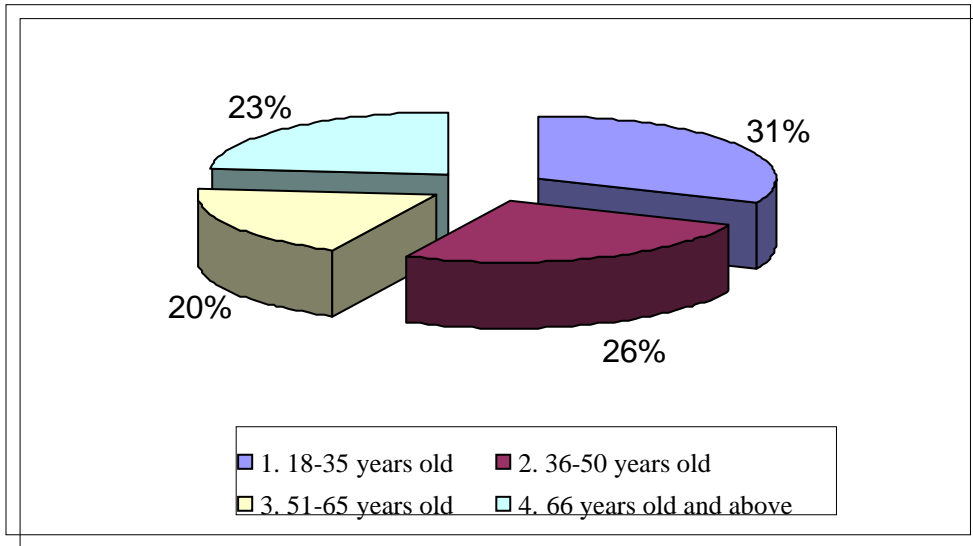


Figure 5. Occupation of the Respondents

